

Troop 1292 # 143A

MERIT BADGE SERIES



# SCOUTING HERITAGE



BOY SCOUTS OF AMERICA



BOY SCOUTS OF AMERICA  
MERIT BADGE SERIES

# SCOUTING HERITAGE



## HOW TO USE THIS PAMPHLET

The secret to successfully earning a merit badge is for you to use both the pamphlet and the suggestions of your counselor.

Your counselor can be as important to you as a coach is to an athlete. Use all of the resources your counselor can make available to you.

This may be the best chance you will have to learn about this particular subject. Make it count.


If you or your counselor feels that any information in this pamphlet is incorrect, please let us know. Please state your source of information.

Merit badge pamphlets are reprinted annually and requirements updated regularly. Your suggestions for improvement are welcome.

Send comments along with a brief statement about yourself to Youth Development, S209 • Boy Scouts of America • 1325 West Walnut Hill Lane • P.O. Box 152079 • Irving, TX 75015-2079.

## WHO PAYS FOR THIS PAMPHLET?

This merit badge pamphlet is one in a series of more than 100 covering all kinds of hobby and career subjects. It is made available for you to buy as a service of the national and local councils, Boy Scouts of America. The costs of the development, writing, and editing of the merit badge pamphlets are paid for by the Boy Scouts of America in order to bring you the best book at a reasonable price.






# Requirements

1. Discuss with your counselor the life and times of Lord Baden-Powell of Gilwell. Explain why he felt a program like Scouting would be good for the young men of his day. Include in your discussion how Scouting was introduced in the United States, and the origins of Boy Scouting and Cub Scouting under Baden-Powell.
2. Do the following:
  - a. Give a short biographical sketch of any TWO of the following, and tell of their roles in how Scouting developed and grew in the United States prior to 1940.
    - (1) Daniel Carter Beard
    - (2) William D. Boyce
    - (3) Waite Phillips
    - (4) Ernest Thompson Seton
    - (5) James E. West
  - b. Discuss the significance to Scouting of any TWO of the following:
    - (1) Brownsea Island
    - (2) The First World Scout Jamboree
    - (3) *Boy Scout Handbook*
    - (4) *Boys' Life* magazine
3. Discuss with your counselor how Scouting's programs have developed over time and been adapted to fit different age groups and interests (Cub Scouting, Boy Scouting, Exploring, Venturing).

4. Do ONE of the following:

- a. Attend either a BSA national jamboree, OR world Scout jamboree, OR a national BSA high-adventure base. While there, keep a journal documenting your day-to-day experiences. Upon your return, report to your counselor what you did, saw, and learned. You may include photos, brochures, and other documents in your report.
- b. Write or visit the National Scouting Museum in Irving, Texas.\* Obtain information about this facility. Give a short report on what you think the role of this museum is in the Scouting program.

\*If you visit the BSA's national traveling tour, Adventure Base 100, in 2010, you may use this experience to fulfill requirement 4b. Visit [www.adventurebase100.org](http://www.adventurebase100.org) (with your parent's permission) for the schedule and for more information.



Brooklyn Dodgers players Whit Wyatt, left, and Charles Dressen sign autographs for Scouts at Ebbets Field, circa 1940.



5. Learn about the history of your unit or Scouting in your area. Interview at least two people (one from the past and one from the present) associated with your troop. These individuals could be adult unit leaders, Scouts, troop committee members, or representatives of your troop's chartered organization. Find out when your unit was originally chartered. Create a report of your findings on the history of your troop, and present it to your patrol or troop or at a court of honor, and then add it to the troop's library. This presentation could be in the form of an oral/written report, an exhibit, a scrapbook, or a computer presentation such as a slide show.
6. Make a collection of some of your personal patches and other Scouting memorabilia. With their permission, you may include items borrowed from family members or friends who have been in Scouting in the past, or you may include photographs of these items. Show this collection to your counselor, and share what you have learned about items in the collection. (There is no requirement regarding how large or small this collection must be.)
7. Reproduce the equipment for an old-time Scouting game such as those played at Brownsea Island. You may find one on your own (with your counselor's approval), or pick one from the *Scouting Heritage* merit badge pamphlet. Teach and play the game with other Scouts.
8. Interview at least three people (different from those you interviewed for requirement 5) over the age of 50 who were Scouts. Find out about their Scouting experiences. Ask about the impact that Scouting has had on their lives. Share what you learned with your counselor.

## Contents

Baden-Powell, Seton, Beard, and the Birth of Scouting . . . . .	7
Boyce, the Birth of the BSA, and West . . . . .	13
A Century of Scouting . . . . .	19
Scouting for Every Age . . . . .	33
Ultimate Scouting Adventures . . . . .	43
Preserving Scouting Heritage . . . . .	53
Reliving Scouting History . . . . .	61
Scouting Heritage Resources . . . . .	70



These Scouts from the 1950s get a beachside whittling lesson.



# Baden-Powell, Seton, Beard, and the Birth of Scouting

During the early years of the 20th century, growing numbers of people in England and America faced serious hardships. The divide between rich and poor was widening, and most families were poor or close to it. As people migrated to dirty, overcrowded cities, they were more likely to become sick and less likely to be able to enjoy nature or get physical exercise. In fact, when Britain went to war in 1899, more than half the men who volunteered for the army weren't fit enough to fight.

Children on both sides of the Atlantic Ocean suffered right along with their parents. Beyond the YMCA and some church-based programs, few organized activities or sports leagues were available for them to enjoy. Even worse, at least 1.7 million American children under the age of 16 worked full time—sometimes working as many as 12 hours a day in factories and on farms.

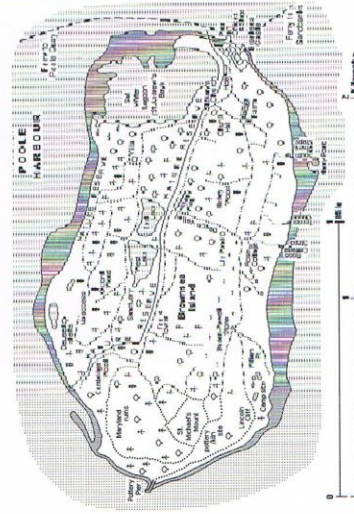

Many adults grew deeply concerned about the problems of English and American children. Among them were Robert Baden-Powell, Ernest Thompson Seton, and Daniel Carter Beard. Although these men grew up in different countries, they had much in common. They loved the outdoors, they were fascinated by other cultures, and they came completely by accident to the work of creating programs for boys and teens. First separately and then together, they laid the foundations for the Scouting movement.



Child laborer, circa early 20th century



Top, Scouts on Brownsea Island, circa 1907







### Robert S. S. Baden-Powell (1857–1941)

Known to his family as Stepe (pronounced “Stevie”), Robert Stephenson Smyth Baden-Powell was born in London, England, in 1857. He and his six siblings were raised by their mother after their father, a priest in the Church of England, died.

Baden-Powell attended a boarding school called Charterhouse. During his time there, he spent more time drawing, acting, playing soccer, and exploring the woods around the school than he did studying. Because his grades weren’t good enough for him to attend college, he joined the British Army in 1876.

Baden-Powell loved army life and moved quickly through the ranks. By the time Great Britain went to war against the Boers in South Africa in 1899, he was a colonel. That October, he was in charge of a town called Mafeking when the Boers laid siege to it.


For the next 217 days, his force of 800 soldiers held out against several thousand Boers. Baden-Powell tricked the Boers into thinking he had a much larger force by making fake cannons out of wood and moving his real guns around town to fire in different directions.

After successfully defending the city in the Siege of Mafeking in May 1900, Baden-Powell became an instant celebrity back home. Boys throughout England began buying an army manual he had written, called *Aids to Scoutings*, and started playing soldier in their towns and neighborhoods.

Baden-Powell also kept up the spirits of soldiers and townspeople with plays and athletic contests. In addition, he turned the boys of the town into a cadet corps to run errands and serve as lookouts.



This postcard, circa 1900, depicts Baden-Powell as a national hero.



Commemorative stone at Brownsea Island campsite

This surprised Baden-Powell when he returned home in 1903, and he began thinking about ways to adapt *Aids to Scoutings* to a younger audience.

Over the next few years, he observed youth programs like the Boys’ Brigade (which combined interdenominational Christianity with military training), talked to experts from the YMCA (founded in London in 1844), and even studied codes of conduct used by the ancient Greeks and by the knights of the Middle Ages.

In 1906, Baden-Powell put what he’d learned into a paper called “The Boy Scouts — A Suggestion.” The next summer, he held an experimental camp on England’s Brownsea Island to test his ideas. The year after that, he published *Scouting for Boys*, the first Boy Scout handbook—and Scouting was born.

Scouting quickly spread through England, the British colonies, and beyond. As early as 1908, people in America were buying copies of *Scouting for Boys* and starting their own troops. A woman in Burnside, Kentucky, started a group she called the “Eagle Troop” that year.

In 1909, a missionary from the Church of England founded a troop in Pawhuska, Oklahoma, to serve American Indians. Throughout the country, boys started their own troops and recruited their own adult leaders—or did without.

This all happened before there was an official American Scouting organization. There were no Boy Scouts of America, no local councils, no camps, or other facilities. Those things would come later.

Lieutenant-General Baden-Powell was made a baron in 1929 and became known as Lord Baden-Powell of Gilwell.







**Ernest Thompson Seton (1860–1946)**

One of the experts Baden-Powell talked with in 1906 was Ernest Thompson Seton, a British-born Canadian citizen who'd recently founded the Society of Woodcraft Indians in Connecticut.

Seton grew up on his family's Ontario farm and later worked for his older brothers on a farm they ran in Manitoba. He didn't care much for farming, but he loved learning about nature down to the tiniest detail. Once, for example, he worked by candlelight to count every feather on a grackle's wing.

Seton taught this tribe of neighborhood boys everything from identifying birds to swimming and canoeing.



From Seton's book *Wild Animals I Have Known*

Even though farming did not hold Seton's interest, art did. A talented artist, Seton studied art in London and New York City, and he quickly established himself as a wildlife artist in the 1880s. In 1885, he produced 1,000 mammal drawings for the new *Century Dictionary*, and soon he began successfully writing about animals—not just drawing them. It was the success of his 1898 book *Wild Animals I Have Known*, a collection of stories he wrote about animal heroes and villains, that allowed him to build a small estate in Cos Cob, Connecticut.

It was there on his Connecticut estate in 1902 that Seton's journey to Boy Scouting began. It started when he invited a group of neighborhood boys who tore down part of his fence to camp on his property over spring break. Seton, who was fascinated by American Indian culture, declared the boys a tribe, had them elect their own leaders, and taught them all sorts of Scouting skills. Soon that camp evolved into the Woodcraft Indians, which he launched in July 1902.

Four years later, Seton published a handbook for the group called *The Birch-Bark Roll of the Woodcraft Indians*. He sent a copy to Baden-Powell, who used it as inspiration for his own handbook and boys' program. But that wouldn't be Seton's last connection with Scouting—it would be only the start.

**Daniel Carter Beard (1850–1941)**

Ten years older than Seton, Daniel Carter Beard grew up in Covington, Kentucky, just across the Ohio River from Cincinnati. He loved the outdoors, and he spent long hours exploring the woods and drawing nature sketches. He also loved hearing stories of American frontier life and could remember watching Conestoga wagons rolling west through Cincinnati.

After working for awhile as an engineer and surveyor, Beard moved to New York City to attend art school. He provided illustrations for many books and magazines, including the first edition of Mark Twain's *A Connecticut Yankee in King Arthur's Court* in 1889.

It was there in New York that a chance encounter on a city street pushed Beard toward an interest in young people. One cold winter day, he happened on a group of newsboys—boys who sold newspapers instead of going to school—sleeping on the pavement beneath a statue of Benjamin Franklin. That sight convinced him to begin what he called his “lifelong crusade for American boyhood.”

In 1905, in the pages of *Recreation* magazine, Beard created a boys' program called the Sons of Daniel Boone. It taught many of the same camping and nature skills as

Seton's Woodcraft Indians, but Beard used frontier language instead of Indian terms. Members organized themselves in “forts” and “stockades” and took on the names of such heroes as Daniel Boone (president), Kit Carson (treasurer), and Davy Crockett (secretary).

When Beard moved to *Pictorial Review* magazine after spending some time at *Woman's Home Companion*, he renamed the group the Boy Pioneers of America. Then in 1909 he published a handbook, *Boy Pioneers and Sons of Daniel Boone*. Just like Seton, Beard would soon play a role in the Scouting movement.



Seton, Baden-Powell, and Beard



## Boyce, the Birth of the BSA, and West


In the early 1900s, all sorts of programs were cropping up to serve American boys—including the Boy Scouts, the Woodcraft Indians, and the Sons of Daniel Boone. Soon, a man named William D. Boyce would stumble into the picture and forge these and other groups into the Boy Scouts of America, the country's largest and most enduring youth organization.

### William D. Boyce (1858–1929)

William Dickson Boyce could not have been more different from Baden-Powell, Seton, and Beard. Although he enjoyed big-game hunting, he was not much of an outdoorsman. Instead, he was a hardheaded businessman.

After leaving the Pennsylvania farm where he had grown up, Boyce established himself in business, eventually becoming a successful newspaper publisher in Chicago. By the early 1900s, his *Saturday Blade* was the largest weekly paper in America. He lived in a four-story mansion and earned an estimated \$350,000 a year (about \$7.6 million in today's dollars).

Boyce believed in treating his newsboys right and that their job of selling newspapers taught them about responsibility and manners and helped prepare them for the future.







One reason for Boyce's success was the army of up to 30,000 newsboys he employed across the country. He felt responsible for their welfare and saw the work as a way they could gain valuable skills and become self-sufficient.

In 1909, Boyce was in London, preparing for an African safari, when he lost his way in a thick fog. A boy of about 12 walked up and led him to his destination. Boyce offered him a tip, but the boy declined, explaining that he was just doing his daily good turn as a Boy Scout.



Boyce was so impressed by the Scout that he decided to investigate further. He picked up a trunkful of publications at Scout headquarters and studied them during his safari. Six months later, on Feb. 8, 1910, he incorporated the Boy Scouts of America.

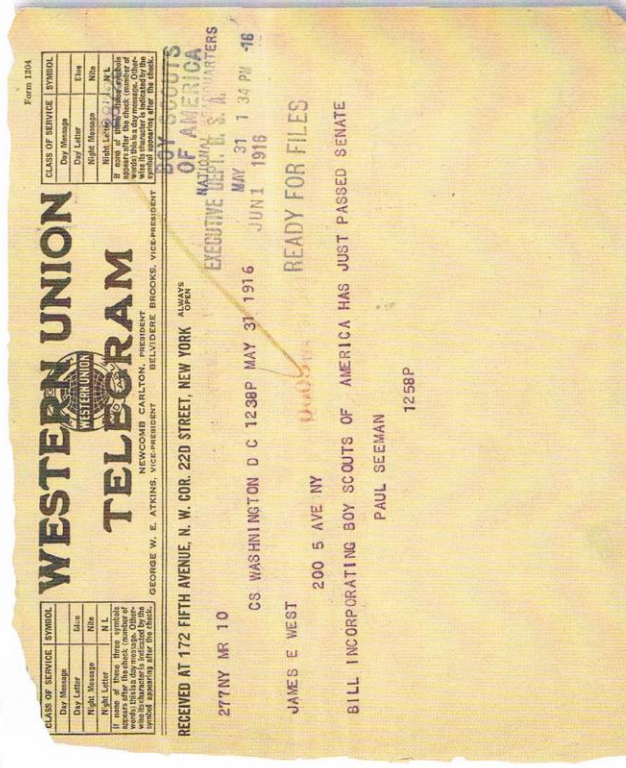


Despite his interest in Scouting, Boyce had no interest in running the BSA. He quickly turned its leadership over to Edgar M. Robinson, the senior boys' work secretary of the YMCA's International Committee in New York. Boyce agreed to give the BSA \$1,000 per month for operating expenses — provided that boys of all races and religions be included—but that was the extent of his involvement.

## The Early Days of the BSA

As Robinson and other prominent leaders worked to get the BSA organized, they reached out to Seton and Beard, along with two other men who'd started their own Scouting programs. All four agreed to merge their organizations into the BSA.

Seton signed on as Chief Scout, while the other three agreed to serve as national commissioners. "Uncle Dan" Beard helped establish the outdoor skills that are still at the heart of Boy Scouting, and Seton wrote a temporary handbook that combined his *Birch-Bark Roll* with Baden-Powell's *Scouting for Boys*.



In 1916, the U.S. Congress voted unanimously to give the BSA a federal charter, which would protect the program from such groups as William Randolph Hearst's United States Boy Scouts.





The organizers' most important task, however, was to find a permanent leader for the BSA. The man they found had a deep interest in the welfare of young people—and virtually no contact with camping, nature, or other outdoor pursuits. His name was James E. West.

### James E. West (1876–1948)

Orphaned at age 6 and crippled by tuberculosis, James Edward West didn't have much of a childhood. He had to fight for permission to attend school outside his orphanage—and only then if he kept up his many chores. He worked hard, graduating from high school with honors and then working his way through law school.

Not surprisingly, West focused on children's issues. He pushed for the creation of a juvenile court, worked for organizations like the YMCA and the Washington Playground Association, and convinced President Theodore Roosevelt to convene a children's conference at the White House. He even volunteered to defend a boy in court who had stolen his car!

West is credited with persuading the BSA to add "brave, clean, and reverent" to the Scout Law.

Given his background, West was a natural choice to serve as the first Chief Scout Executive. He agreed to take the job for up to six months and stayed on for 32 years.

With West in place, the BSA was ready to grow from a scattered collection of independent troops into the country's largest and strongest youth organization.

West appeared on the cover of *TIME* magazine, which did an article about the logistical challenges of the first national Scout jamboree in 1937. This portrait of him, by Albert A. Rose, had been commissioned by the BSA in honor of West's 25 years as Chief Scout Executive.



Seated, left to right, are Chief Scout Executive James E. West, President Franklin D. Roosevelt, and Walter W. Head, BSA national president, in the Oval Office. This photo was taken during a radio address to the nation, announcing the 1937 National Scout Jamboree.

Participants in the 1937 National Scout Jamboree gathered at the foot of the Washington Monument. There, they paraded with hundreds of American flags. Thus, began a tradition that has continued at every subsequent national jamboree.





# A Century of Scouting

It would take many, many pages to trace the history of Scouting from 1910 until today. This chapter will highlight just a few of the key events that happened in each decade since the BSA was founded.

## 1910s

Scouting's first decade was a busy one. *Boys' Life* and *Scouting* magazines published their first issues. In addition, the BSA held its first national Good Turn (promoting a safe and sane Fourth of July), and the Order of the Arrow was founded.

When World War I started, Scouts sprang into action. In support of the war effort, they accomplished the following:

- Planted 12,000 victory gardens
- Collected 100 railroad cars of nut hulls and peach pits for the manufacture of gas-masks
- Located 21 million board feet of black walnut trees for gunstocks and airplane propeller
- Distributed more than 300 million pieces of government literature
- Sold more than \$355 million worth of Liberty Loan bonds and war savings stamps (That's more than \$5 billion in 2009 dollars.)

In 1912, Barton sold *Boys' Life* to the BSA for \$6,000 (\$1 for each subscriber). The first *Boys' Life* magazine edited by James E. West, then Chief Scout Executive, was the July 1912 issue.







## A Brief History of Boys' Life Magazine

In 1911, George S. Barton of Somerville, Massachusetts, founded, edited, and published the first edition of *Boys' Life*, calling it the "Boys' and Boy Scouts' Magazine." He was not referring to the Scouts we know today, but to the three major competing Scouting organizations of the time: the American Boy Scouts, New England Boy Scouts, and the Boy Scouts of America.


Barton's first issue of *Boys' Life* filled eight pages and was published in January 1911. It featured articles such as "Things All Scouts Should Know," about haversack packing and making a drinking-water filter. However, very few of the 5,000 printed copies actually reached the public. The more commonly accepted first edition was published in March 1911. It featured 48 pages and a two-color cover.

Barton listed two goals in starting *Boys' Life*: first, to give Scouts a publication they could call their own; and second, to place in the hands of all boys a magazine "which they will not be afraid to have their parents see them reading."

Those goals are reflected in today's *Boys' Life*, with its mix of news, nature, sports, history, fiction, science, comics, and Scouting. The magazine continues to offer entertaining stories and useful information to help its Scout readers achieve rank advancements faster.



Scouts tending a WWI victory garden



During WWI, Scouts sold more than \$355 million worth of Liberty Loan bonds and war savings stamps. In today's currency, that would be worth about \$5 billion.

## What Are War Bonds?

Wars are expensive to fight. By 1918, World War I was costing about \$10 million an hour. To raise money for the war effort, the United States government borrowed from individual citizens by selling them war bonds and stamps. An advertising poster for Liberty Bonds read: "If you can't enlist—invest. Buy a Liberty Bond. Defend your country with your dollars." Scouts sold bonds under the slogan "Every Scout to Save a Soldier."



**1920s**



American Scouts started exploring the world during the 1920s. Scouts from every state attended the First World Scout Jamboree in 1920. In 1923, the program that would become the Northern Tier National High Adventure Bases began in Minnesota. In 1928, Sea Scout Paul Siple accompanied Commander Richard E. Byrd on an 18-month voyage to Antarctica, starting a tradition that lives on in the BSA Antarctic Scientific Program.

**Paul Siple, circa 1928**



During the 1920s, the BSA also started reaching out to young people in the African American, Native American, Hispanic, and Japanese communities. The racist Ku Klux Klan attacked the BSA for serving blacks, Catholics, and Jews.


**1930s**

The 1930s saw new opportunities for younger brothers and older Scouts alike. In 1930, the Cub Scout program began. In 1935, the BSA created Senior Scouting for the older boys. As one of the program options, Senior Scouts in troops were called Explorers. In 1938, Oklahoma oilman Waite Phillips began donating the land that later became the Philmont Scout Ranch.



**Philmont, circa 1939**

The Great Depression gripped America through the decade. Scouts responded, helping those in need by collecting 1.8 million items of clothing, household furnishings, foodstuffs, and supplies. The first national Scout jamboree was held in 1937 in the nation's capital, in the shadow of the Washington Monument. The 27,232 attendees enjoyed historical pageants, tours of Washington, D.C., landmarks, a three-game baseball series between the Washington Senators and the Boston Red Sox, and a review by President Franklin D. Roosevelt.



**1937 National Scout Jamboree, Washington, D.C.**





Scouts across the country collected 10 million used books for servicemen overseas and in stateside hospitals.

### 1940s

The biggest event of the 1940s was World War II, which affected every American family. Scouts were involved from the very start. Right after the Japanese attack on Pearl Harbor in December 1941, Hawaiian Scouts set up first-aid stations and emergency kitchens, helped evacuate civilians, served as messengers, and manned 58 air-raid sirens around Honolulu. In 1942, Air Scouting, a program for boys 15 and older, was created in cooperation with the United States Army Air Corps.



During WWII, Scouts collected nearly 26,000 tons of scrap metal—pots, pans, even old keys—that would be turned into warplanes.

Throughout the war, the BSA responded to 69 government requests for assistance. Scouts collected 210,000 tons of scrap metal, 590,000 tons of wastepaper, and enough milkweed floss to make nearly 2 million lifejackets. They distributed millions of government posters, created 184,000 Victory gardens, and planted nearly 2 million trees to replace those harvested for the war effort.

### 1950s

Early in the 1950s, Scouting membership reached 3 million for the first time. A few years later, as the first postwar babies reached Cub Scout age, membership began growing by 200,000 or more a year.

Many of those new Cub Scouts tried out a new activity called the pinewood derby, which began in 1953. Boy Scouts also had the chance to participate in three national Scout jamborees. Explorers enjoyed an expanded program that let them explore careers and hobbies.



These Japanese American Scouts were interned with their families at Heart Mountain Relocation Center in Wyoming during WWII. Here, they conduct a morning flag raising ceremony.



The pinewood derby, which was created in 1953 by Cubmaster Don Murphy, remains one of Cub Scouting's most popular traditions.





Many Scout troops, like this one from Los Angeles, forged strong musical traditions.

During the 1950s, Scouts participated in several national Good Turns. They collected 2 million pounds of clothing for domestic and foreign relief, distributed 1 million posters and 30 million doorknob hangers as part of a get-out-the-vote campaign, and delivered 40 million emergency handbooks and 50,000 posters prepared by the Office of Civil Defense Mobilization.

**1960s**

The 1960s opened and closed with Scouting firsts. In 1960, John F. Kennedy became the first former Scout to be elected president of the United States. Nine years later, Eagle Scout Neil Armstrong became the first man to walk on the moon, fulfilling President Kennedy's dream of sending men into space.



John F. Kennedy was the first former Scout to become president of the United States.

The BSA responded to changing times in 1965 by creating the Inner-City/Rural program to expand Scouting beyond the suburbs. Scouting officials created storefront Scout centers and worked aggressively to bring Scouting to urban areas—sometimes competing directly with gang leaders to win recruits.



Scouting icon William "Green Bar Bill" Hillcourt shares a nature lesson with Scouts from five nations at the 1967 World Jamboree, which the BSA hosted.

**1970s**

As the 1970s dawned, BSA officials worried that Scouting was not in tune with the times, so they overhauled the Boy Scout program to put less emphasis on outdoor skills. The experiment didn't last long. In 1978, the program returned to its roots with revised requirements.

National Good Turns in the 1970s focused on the environment. Tens of thousands of Scouting units started recycling programs and planted trees to fight erosion. On one day alone in 1971, Scouts collected more than 1 million tons of litter.



These Scouts repair a footbridge across a mountain stream. Conservation work became even more visible with the launching of Scouting's Project SOAR (Save Our American Resources) in 1970.





Even since its earliest days, Scouting has always welcomed members with disabilities and encouraged their mainstream participation in the program.

In the 1980s, the BSA began tackling what it called "the five unacceptables": hunger, drug abuse, child abuse, illiteracy, and unemployment.

In 1987, the BSA launched "Drugs: A Deadly Game,"

which became the nation's largest drug-abuse education campaign.

The BSA's high-adventure programs grew during the 1970s. In 1975, volunteers began a sailing program in Florida that would evolve into the Florida National High Adventure Sea Base.

### 1980s

The 1980s saw the creation of several enduring Scouting traditions. In 1981, the National Scout Jamboree moved to Fort A.P. Hill, Virginia, where the next eight jamborees would be held. In 1982, a new Scout uniform created by fashion designer Oscar de la Renta appeared; with minor changes it would remain the official uniform until 2008. Then in 1988, the BSA reintroduced the Scouting for Food National Good Turn, which collected 65 million containers of food in its first year alone.



Challenge courses became popular attractions at Scout camps in the 1980s. A typical course featured team-building games, zip lines, and challenges such as this fidget ladder.



In 1982, Alexander Holsinger of Normal, Illinois, became the millionth Eagle Scout.



In 1988, the BSA introduced the Scouting for Food national Good Turn.

Two Scouting programs got their start in the 1980s. Tiger Cubs began in 1982, and Varsity Scouting was officially adopted in 1984.

### 1990s

The biggest event of the 1990s was the creation of Venturing, a program for young men and young women, which took in the parts of the Exploring program that weren't career-related. Exploring became the worksite-based part of Learning for Life, which also includes the BSA's school-based programs.

After the breakup of the Soviet Union, the BSA began helping to restart the Russian Scouting movement, which had been outlawed after the Russian Revolution in 1917. In 1993, the BSA's World Friendship Fund helped produce a new Russian Scout handbook.

Scouting's long-standing commitment to the environment took a big step forward in 1998, when the BSA adopted Leave No Trace as its guideline for protecting the environment while conducting outdoor activities.

In 1998, the BSA adopted Leave No Trace guidelines for protecting the environment while conducting all outdoor activities, including horseback riding.




Venturers, circa 1998





**2000s**

The Boy Scouts of America reached a notable milestone in 2000 when the 100-millionth Scout was registered.



Scouts in action with a Good Turn for America



In 2004, the BSA created the Good Turn for America program, joining forces with the Salvation Army, the American Red Cross, and Habitat for Humanity to address the issues of hunger, homelessness/inadequate housing, and poor health.

The decade's biggest service project was ArrowCorps<sup>2</sup> (pronounced "arrow core five"). During the summer of 2008, some 3,800 members of the Order of the Arrow contributed more than \$5 million worth of labor on behalf of five national forests. It was the BSA's largest national service project since World War II and the largest such project ever to benefit the U.S. Forest Service.

In 2008, Scouts worked long, hard hours on the Order of the Arrow's monumental service project, ArrowCorps<sup>5</sup>.

Late in the decade, the BSA began planning for a new permanent location for the national Scout jamboree and a new high-adventure base in West Virginia. It also published the 12th edition of the *Boy Scout Handbook*, a book that will inspire the Scouts who will write the story of Scouting's second century.



The *Boy Scout Handbook*, 12th edition



In June 2009, Anthony Thomas of Lakeville, Minnesota, became the two-millionth Eagle Scout. Anthony, who was adopted from Korea, counsels Korean adoptees at a Korean cultural camp and has also assisted with Hurricane Katrina restoration in New Orleans.



# Scouting for Every Age

When Scouting began, there was just one program—Boy Scouting—which served boys ages 12 through 17. That soon changed, however, as the BSA began developing programs first for teens and then for younger boys.

## Boy Scouting



Pick up the 1911 *Handbook for Boys*, and you will find a program that is pretty similar to today's Boy Scout program. From its earliest days, Boy Scouting has featured the same basic advancement program, troop structure, leadership positions, and focus on outdoor skills.


That is not to say that things have stayed exactly the same, however. In fact, many details have changed over the years.





### Joining Requirements

At first, boys had to be 12 years old to join a Boy Scout troop. The minimum age was lowered to 11 in 1949, and in 1972 completion of the fifth grade was added as an option. Today, you must have completed the fifth grade and be at least 10 years old, or be 11 years old, or have earned the Arrow of Light Award in Cub Scouting and be at least 10 years old to become a Boy Scout.




For most of the BSA's history, boys had to complete the Tenderfoot rank requirements to become full-fledged Scouts. In 1972, however, a new set of joining requirements appeared. Prospective Scouts now had to understand the Scout Oath, Law, motto, slogan, salute, sign, handclasp, badge, and the Outdoor Code and complete a personal growth agreement conference (what we now call a Scoutmaster conference). Starting in 1978, Scouts who completed the joining requirements received the Boy Scout badge (which is not a rank, by the way).

### Advancement

Originally, Tenderfoot, Second Class, and First Class were considered the only ranks. There was no Scout badge, and Life Scout, Star Scout, and Eagle Scout (in that order!) were special awards that First Class Scouts could receive for earning extra merit badges.

The list of merit badges has changed many times to reflect changes in Scout skills, hobbies, and career interests. Early Scouts could earn merit badges in signaling, stalking (tracking), and taxidermy—in addition to such newfangled topics as automobiling and aviation. Scouts in the 1930s could earn a dozen or so merit badges related to agriculture, including Beef Production, Corn Farming, and Farm Layout and Building Arrangements. In the 1960s, Atomic Energy (now Nuclear Science), Computers, Electronics, and Space Exploration were introduced.



Boy Scouts in uniform, circa 1928

You can see a list of all the merit badges ever offered, along with the dates they were introduced and/or discontinued, at [www.macscouter.com/uscouts/mb/history.asp](http://www.macscouter.com/uscouts/mb/history.asp).



Marksmanship



Signaling



Metals Engineering




Beekeeping



Pigeon Raising





In 1984, the BSA introduced Varsity Scouting, a variation of Boy Scouting aimed at boys ages 14 but not yet 18 years old. Varsity Scouting uses sports terminology and offers high-adventure activities geared for older Scouts. Varsity Scouts use the same advancement program as Boy Scouts, but they can also earn the Denali Award.

### Sea Scouts, Exploring, Venturing, and Other Young-Adult Programs

The development of Boy Scouting is pretty straightforward, but the development of the BSA's programs for older Scouts has more twists and turns than a detective novel.

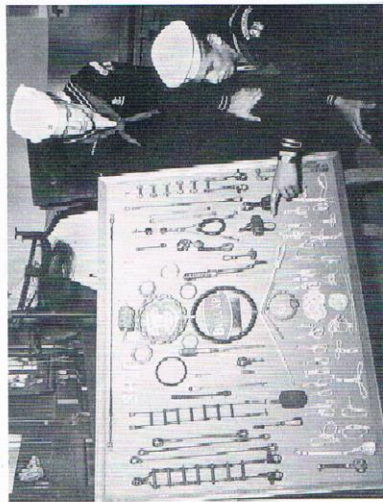
#### Sea Scouts

The first older-boy program, Sea Scouting, came to the United States in 1912, when Arthur A. Carey of Massachusetts started a Sea Scout group using his schooner, the *Plover*. The program limped along until Commander Thomas J. Keane of Chicago took over in 1922.


Keane revamped the program, introducing an advancement program that included four ranks: Apprentice, Ordinary, Able, and Quartermaster. This system is still in use today.

Sea Scouting became known as Sea Exploring in 1949, but the program didn't change much. A couple of important things happened in 1971. First, girls were allowed to become

Sea Explorers. Second, the program expanded to include powerboats and other aquatic activities like scuba diving, water-skiing, and oceanography.



Early Sea Scouts in action



### The Sea Promise (introduced in 1920)

As a Sea Scout I promise to do my best:

To guard against water accidents;


To know the location and proper use of the lifesaving devices on every boat I board;

To be prepared to render aid to those in need;

To seek to preserve the motto of the sea, "Women and children first."

In 1998, Sea Exploring became part of the new Venturing program, and the name was changed again, this time to Sea Scouts. Sea Scout ships (the equivalent of packs and troops) now flourish in communities across America—even far from oceans or major rivers. Every two years, Sea Scouts from around the country compete in the William I. Koch International Sea Scout Cup, a weeklong sailing event.

Like Boy Scouting, Sea Scouts began in England. Baden-Powell's older brother, Warrington, wrote the first *Sea Scout Manual*, basing the program on the traditions of the sea.





## Exploring

In 1935, the BSA created a program called Explorer Scouts as one option in Senior Scouting. It offered to older Boy Scouts a land-based alternative to Sea Scouting.

Explorer Scouts initially wore the same uniform as Boy Scouts, although it featured an "Explorer Scout, BSA" strip over the right pocket. In the 1940s, a forest-green uniform was introduced, and Explorer Scout units began to be called posts instead of troops.




Explorer Scouts got their own advancement program in 1944. The four ranks—Apprentice, Woodsman, Frontiersman, and Ranger—corresponded to the four ranks in Sea Scouting.

In 1949, Explorer Scouts became simply Explorers, and the program's focus was expanded to include social activities, service opportunities, and career exploration. In 1959, the four-rank advancement program was dropped, and Exploring began to include six experience areas: citizenship, service, social, vocational, outdoor, and personal fitness. More and more, posts began to specialize in specific careers or hobbies.

A couple of important things happened in 1971. First, Exploring became coeducational, with young women eligible for full membership. Second, the upper age was raised from 17 to 20, allowing many college students to remain active.

The biggest change to Exploring came in 1998. That year, Exploring divided into two completely separate programs: Exploring and Venturing. Exploring took in the career-oriented programs. At the same time, Venturing took in the posts that focused on the outdoors or that were associated with church youth groups or Boy Scout troops.



## Air Scouts

In 1942, the BSA introduced Air Scouts, an aviation-focused alternative to Sea Scouts and Explorer Scouts. Squads of Air Scouts weren't allowed to actually fly, but they learned all about aircraft, weather, radio communications, and more.

At first, Air Scouts had a four-level advancement program: Apprentice, Observer, Craftsman, and Ace. In 1947, ratings were added to recognize specialized knowledge.

Air Scouts became Air Explorers in 1949. In 1966, the program became Aviation Exploring and started focusing more on career exploration than advancement.



Air Scout, circa 1940s



## Venturing

As mentioned earlier, Venturing was officially created in 1998, although it traces its roots back to Scouting's earliest days. In Venturing crews or Sea Scout ships, young adults have opportunities to advance their skills and knowledge in the areas of high adventure, sports, arts, hobbies, religious life, and Sea Scouts.



## The Venturing Oath

As a Venturer, I promise to do my duty to God and help strengthen America, to help others, and to seek truth, fairness, and adventure in our world.



In Sea Scouting, the Ordinary rank is the equivalent of the Bronze Award, the Able rank is the equivalent of the Gold Award, and the Quartermaster rank is the equivalent of the Silver Award.

Venturers may work on three major awards: the Bronze Award, the Gold Award, and the Silver Award, which is the program's highest award. Other Venturing awards recognize special achievement in outdoor skills (the Ranger Award), sports (the Quest Award), and religious life (the TRUST Award).



## Rover Scouts

Starting around 1928, an imported British program called Rover Scouts appeared in the United States. Designed to serve young people who were too old to be Explorer Scouts, Rover Scouts became an official BSA program in 1933. The program didn't last very long, in part because many of the young men who were eligible to be Rover Scouts were off at college or—after 1941—fighting in World War II.

## Cub Scouts

The last age group the BSA addressed was boys too young to be in Boy Scouting. Introduced in 1930, Cub Scouting would eventually become the biggest segment of Scouting.

Wolf Cubs began in England in 1916, when Baden-Powell published *The Wolf Cub's Handbook*. Baden-Powell's program drew heavily on the characters and symbols in *The Jungle Book*, which his friend Rudyard Kipling had written in 1894.



Like Boy Scouting, Wolf Cubs quickly jumped the Atlantic, but unofficially. In 1925, the BSA began planning an official American version, which was launched in 1930. American Cub Scouting retained much of the flavor of Kipling's *Jungle Book*. But thanks to Ernest Thompson Seton, who helped to develop Cub Scouting in the United States, it also emphasized American Indian lore.

At first, Cub Scouts advanced from Bobcat (for all new members) to Wolf rank (age 9), Bear (age 10), and Lion (age 11), and then joined a Boy Scout troop at age 12. The joining age was dropped by a year in 1949 and again in 1986, and in 1988 the Webelos Scout program was expanded to two years. (That program, which featured a distinctive uniform and a set of 15—later 20—activity badges, had replaced the Lion program in 1967.)

The Arrow of Light Award became Cub Scouting's highest award in 1978. That year, five ranks were established: Bobcat, Wolf, Bear, Webelos, and Arrow of Light Award.

In 1982, the Tiger Cub program for 7-year-old boys was introduced. At first, Tiger Cubs functioned separately from the Cub Scout pack. But in 2001 Tiger Cub groups became Tiger Cub dens that were a part of the pack just like other Cub Scout dens.



The Cub Promise (original three-line version introduced in 1930):

I, (name), promise to do my best

To be square and

To obey the Law of the Pack.

The line "to do my duty to God and my country" was added in 1950, and the old-fashioned phrase "to be square" was replaced with "to help other people" in 1972.





# Ultimate Scouting Adventures

For many Scouts, a trip to a BSA high-adventure base represents the ultimate Scouting adventure. Others enjoy the chance to meet Scouts from around the country at a national Scout jamboree or Scouts from around the globe at a world jamboree. These high-adventure opportunities are an important part of Scouting's heritage. Many date back to Scouting's earliest years.



## BSA High-Adventure Bases

Today, the Boy Scouts of America operates high-adventure programs at three locations: the Northern Tier National High Adventure Program in Minnesota, Philmont Scout Ranch in New Mexico (including the Double H High Adventure Base), and the Florida National High Adventure Sea Base in the Florida Keys.

Each year, more than 50,000 Scouts and Venturers participate in these programs—with 20,000 more on waiting lists.

Over the years, the BSA has also operated high-adventure bases in Kentucky and Maine. (The latter base is now run by the Katahdin Area Council.)

In 2009, the BSA announced plans to build a new high-adventure base in West Virginia's New River Gorge. Many BSA local councils also run high-adventure programs. Visit [www.scouting.org/scoutsourcel/Applications/highadventuresearch.aspx](http://www.scouting.org/scoutsourcel/Applications/highadventuresearch.aspx) for a directory.







**Northern Tier National High Adventure Program**

In 1923, the Hibbing Area Council in Minnesota began organizing canoe trips into the Boundary Waters along the U.S.-Canada border. Three years later, the BSA's Region X took over the program. It then became known as the Region X Canoe Trails and later the Region X Wilderness Canoe Trips.

At first, the canoe program didn't have a permanent home. Instead it started at various locations near the town of Ely. That changed when a lodge was built on the shore of Moose Lake. Dedicated on May 17, 1942, it was named for Charles L. Sommers, longtime chairman of the Region X Committee, as well as a canoe trip organizer, participant, and avid supporter.

Within a few years, the base was renamed the Charles L. Sommers Wilderness Canoe Base. In 1972, it became part of the BSA's national high-adventure program.

Today, the Sommers Canoe Base is just one of three bases that are part of the Northern Tier National High Adventure Program. Northern Tier also includes the Donald Rogert Canoe Base in Atikokan, Ontario, and the Northern Expeditions Canoe Base in Bissett, Manitoba—a site best reached by float plane.

Although names and locations have changed over the years, Northern Tier offers today's Scouts a wilderness experience much like that enjoyed by the Scouts of the 1920s. With the support of an Interpreter (sometimes called a "Charlie Guide"), crews paddle and portage through miles of unspoiled wilderness, enjoying fresh fish, succulent blueberries, and great fellowship.




**Northern Tier** canoeists often hail each other by shouting "Holy-Ry"—the name of a rye cracker popular with crews in the 1950s and 1960s. The proper response to "Holy-Ry" is "Red-eye," which crews call their lunchtime drinks after a term used by early loggers in the area.


**Philmont Scout Ranch**

Early in 1938, BSA president Walter W. Head received a surprising letter. It was written by an Oklahoma oilman named Waite Phillips, who owned a 300,000-acre ranch near Cimarron, New Mexico. The successful businessman wanted to give a large piece of this ranch to the Boy Scouts of America. Scout officials—including Mr. Head and Chief Scout Executive James E. West—visited Phillips' Philmont Ranch and were quickly captivated by the land and its potential.

On Oct. 20, 1938, the National Executive Board formally accepted Phillips' gift of 35,857 acres of land, along with \$50,000 for use in building a camp. They decided to call the new camp Philturn Rockymountain Scoutcamp, a name that would memorialize Phillips' good turn to Scouting.




The original entry gate to Philmont Ranch



Philmont, circa 1938



**Waite Phillips** also donated the 23-story Philkower Building in Tulsa, Oklahoma, so that the rental income from the building could help pay for camp



**Philkower Building in Tulsa**

improvements.

**Much of what Phillips** earned he gave away—and not just to the BSA.

**His 72-room mansion** in Tulsa is now the **Philbrook Museum of Art**, and he left millions of dollars to charities and colleagues in both Oklahoma and California.

Mt. Phillips retained the rest of his ranch, which included his palatial summer home, the Villa Philmonte. He often rode his favorite horse, Gus, up to the new Scout camp to watch the Scouts in action, and he liked what he saw. In fact, he liked it so much that in 1941, he gave the BSA another 91,538 acres of land, including the Villa Philmonte, four lodges in the Sangre de Cristo Mountains, and the buildings and facilities at ranch headquarters. With the new gift, Philkower Rockymountain Scoutcamp became Philmont Scout Ranch.

Early programs at Philmont involved long-term camping at sites like Penit, Philkower's original headquarters. Those sites served as starting points for hiking and horseback riding, along with more than 200 miles of trails. By 1956, however, Philmont was specializing in 12-day backpacking treks. For more than a decade, crews could plan their own itineraries. Then in 1969 a system of preplanned itineraries was introduced. With some changes, it is still in use today.



**A view of Philmont's Tooth of Time**

## One Good Turn Deserves Another

Early in the 20th century, Waite Phillips selflessly donated some of the fruits of his lifelong labor to create what is now Philmont Scout Ranch. Almost 100 years later, the Boy Scouts of America received another extraordinary gift. Through his charitable foundation, Distinguished Eagle Scout Stephen D. Bechtel Jr. donated \$50 million to the BSA to create a huge Scouting paradise in the mountains of West Virginia. In 2013, The Summit Bechtel Family National Scout Reserve will open its doors, becoming home to an exciting high-adventure base, a national Scout camp, and a permanent home for the national Scout jamboree, as well as facilities for cutting-edge youth and adult leadership training. It will be the most environmentally friendly BSA camp on Earth.

Besides the depth of their generosity to Scouting, Bechtel and Phillips are alike in many ways. They understood how physical labor could help a young man grow a strong character. Both found their life's work after learning the ropes in the family business and were passionate about the outdoors. In fact, Bechtel participated in an expedition to Mount Everest at age 65. And both men became icons in the American fabric: Phillips in the oil industry and Bechtel in construction.

Bechtel credits Scouting for shaping him into the man he is today. "As a member of a good troop with capable leadership, I took seriously the lessons and teachings of Scouting," he said. "The Scout Oath and Scout Law, as well as the tests, merit badges, and outdoor camping, helped clarify and confirm my personal values and beliefs."



**Villa Philmonte**




### Florida National High Adventure Sea Base

In 1975, a group of volunteers from Miami and Atlanta developed a sailing program in the waters around the Florida Keys. For the first few years, Sam Wampler, who was the South Florida Council's camping director, ran the program in his spare time—using his station wagon and a warehouse as the headquarters. In 1979, Wampler became the first full-time director of what was then called the Florida Gateway to High Adventure.

A grant of \$1.3 million from the Fleischmann Foundation funded the 1979 purchase of the old Tollgate Inn motel and marina on Lower Matecumbe Key, about halfway between Miami and Key West. In 1980, the facility opened with a new name: the Florida National High Adventure Sea Base.

Since then, the property has grown thanks to other grants and purchases by the BSA. In 1982, the BSA was given an untouched, uninhabited island off Big Pine Key called Big Munson Island. The addition of the Brinton Environmental Center on Summerland Key in 2001 offered improved access to the island and gave the base a second jumping-off point for activities.



The Florida National High Adventure Sea Base today

Today, the Florida National High Adventure Sea Base offers 11 different programs in the Florida Keys and the Bahamas. Throughout the year, thousands of Scouts and Venturers visit the base to enjoy sailing, scuba diving, fishing, swimming, snorkeling, and camping.

### National and World Jamborees

Some Scouts seek high-adventure opportunities in the solitude of the Boundary Waters, the Sangre de Cristo Mountains, or the Gulf of Mexico. For others, the ultimate Scouting adventure is spending 10 days with thousands of other Scouts at a national or world jamboree.



To find out how you can attend a future jamboree, contact your local council. You can learn more about the next national Scout jamboree at [www.bsajamboree.org](http://www.bsajamboree.org) and upcoming world jamborees at [www.scouting.org/worldjamboree.aspx](http://www.scouting.org/worldjamboree.aspx).



### World Scout Jamborees

Once Scouting began to spread throughout the British Empire and beyond, Baden-Powell saw how it could foster understanding between people of different countries. In 1917—three years into World War I—he wrote, “It is not too much to hope that in the years to come, with increasing numbers joining this fraternity in the coming generation, they will unite in personal friendship and mutual understanding such as never before and thus find a solution to these horrendous international conflicts.”

Baden-Powell started planning for an international gathering of Scouts as early as 1913. He wanted it to coincide with the 10th anniversary of the Brownsea Island encampment, but the event had to wait until 1920—two years after the end of World War I. That summer, 8,000 Scouts from 21 countries and 12 British dependencies arrived in London for the first jamboree (an American slang term Baden-Powell chose that means “noisy celebration or merrymaking”). The Scouts, including 301 Americans, enjoyed eight days of Scouting games, exhibitions, and parades.

The jamboree’s highlight came during an August 6 gathering of the participants. When Baden-Powell rose to speak, a Scout in the audience shouted, “Long live the Chief Scout of the World!” Thousands of other Scouts took up the call, and Baden-Powell was officially crowned the first—and only—Chief Scout of the World.

Since the 1920 event, world jamborees have been held roughly every four years in locations around the globe (including the United States in 1967). Jamborees were suspended during World War II, however, and the 1979 jamboree in Iran was canceled due to the revolution in that country.

In 2007, the 21st World Scout Jamboree was held in England to commemorate the 100th anniversary of world Scouting. It was the biggest world jamboree yet, with 38,074 Scouts and leaders from 158 countries attending.



The 21st World Scout Jamboree, England, 2007

### National Scout Jamborees

Based on the success of early world jamborees, the BSA began planning its own jamboree. This first national jamboree was to be held in Washington, D.C., in 1935 to mark the 25th anniversary of American Scouting. Unfortunately, just two weeks before the event, an outbreak of polio—for which there was not yet a vaccine—forced the event’s cancellation.

Two years later in 1937, the jamboree was finally held, bringing together 27,232 Scouts and leaders from every state and 24 foreign countries. The jamboree was headquartered near the Washington Monument with campsites spread around the Tidal Basin and on nearby Columbia Island.

World War II delayed the next national jamboree until 1950, when 47,163 Scouts and leaders descended on Valley Forge, Pennsylvania. Since then, national jamborees have been held roughly every four years at locations around the country. From 1981 through 2010, Fort A.P. Hill, Virginia, served as the jamboree’s permanent home. With the 2013 National Scout Jamboree, however, the event will move to a new site.



The 1937 National Scout Jamboree, Washington, D.C.



Mountainboarding at the 2005 National Scout Jamboree



## Preserving Scouting Heritage

In the past century, the Boy Scouts of America has produced countless handbooks, uniforms, patches, pins, coins, calendars, statuettes, pocketknives, backpacks, canteens, and other items. Scouts have appeared on T-shirts and coffee mugs, in comic strips and feature films, and as action figures and bobblehead dolls.

Collecting items related to Scouting history can be an enjoyable hobby. So can hearing the stories of people who were involved in Scouting before you were born—whether they are members of your own family or part of your Scout unit or community.

If you enjoy the monthly *Pee Wee Harris* comics in *Boys' Life* magazine, you might like to collect the originals. *Pee Wee* began life in the 1920s as the hero of a series of novels by Percy Keese Fitzhugh, one of many writers who churned out Scout novels in the early 20th century.

Fitzhugh's novels were approved by the Boy Scouts of America, unlike the many novels that put Scout characters in dangerous situations and had "no moral purpose," according to Chief Scout Librarian Franklin K. Mathews. For more information on Fitzhugh, visit [www.bridgeboro.com](http://www.bridgeboro.com).







Cubbook, circa 1930

The International Scouting Collectors Association offers a series of free articles on getting started in collecting at [www.scouttrader.org/collecting/](http://www.scouttrader.org/collecting/).

### What Makes Scouting Memorabilia Valuable

People who collect things sometimes focus on how much their collections are worth. But things can be valuable for many reasons—most of which have nothing to do with money.

Some Scouting memorabilia is valuable because it is rare. For example, a patch from the canceled 1935 National Scout Jamboree or a letter signed by Lord Baden-Powell would be a treasure to own. Other memorabilia is valuable because it shows what Scouting was like during an earlier time. An old Scout handbook, for example, can tell you what the Scout uniform once looked like, how rank requirements have changed (or stayed the same), and what sorts of activities Scouts used to enjoy.



Still other memorabilia is valuable because you have a personal connection to it, such as your own merit badge sash. If you are lucky enough to have your grandfather's merit badge sash, for example, then you have quite a treasure indeed—one that you will want to take very good care of and keep.

You may have already started your own Scouting memorabilia collection without realizing it. Do you have a drawer full of Scout T-shirts or a shoebox full of camp or Order of the Arrow patches? Those items are important because each has a story to tell. As time goes on, these items may represent special memories that money cannot buy—priceless moments that you will treasure for years to come.

### Taking Care of Scouting Memorabilia

When you own a piece of Scouting memorabilia, you have a responsibility to take care of it. That means protecting it from things that can damage and destroy it—including your own hands.

Human hands produce oils that are acidic and can damage paper and cloth collectibles, so it's a good idea to always wash your hands before handling the items in your collection. You may even want to wear white cotton gloves, especially when handling very fragile items. And be sure to keep your collection away from food and drinks.


The environment where you store or display your collection can also cause damage. Try to avoid prolonged exposure to sunlight, which can quickly cause colors to fade. Also, don't store your collection in a place where the temperature and humidity level frequently change, such as your basement, attic, or garage, or near chemicals.

One good way to store your collection is to keep it in one or more stackable plastic bins in an interior closet. These bins, which don't need to be airtight, can be found at most discount stores. Lay items flat inside, and put heavier items on the bottom.

To keep these memories intact, consider jotting down a sentence or two to go with each item just to refresh your memory about the experiences that went along with them.

Be sure the protective sleeves you use are made of polyester film and are advertised as "acid free," because acid and other chemicals can be harmful to your collectibles over time.





Of course, you won't want to always keep your collection tucked away in your closet. When you get ready to display it, do so in a way that doesn't cause damage. Rather than glue patches to the pages of an album, for example, purchase vinyl album pages with separate pockets for the patches (similar to what baseball-card collectors use). You can also keep items in separate zip-top bags. Then slip a card inside each bag with details about the item.

If possible, only use collecting supplies that are labeled acid- and PVC-free or "archival quality." And never apply tape, glue, labels, or staples directly to your collectibles.

**For more information on cataloging, evaluating, and displaying your collection, see the *Collections merit badge pamphlet*.**


## The National Scouting Museum

The experts on collecting, storing, and displaying Scouting memorabilia work are at the National Scouting Museum in Irving, Texas (right across the street from the BSA's national office). The museum, then called the Johnson Historical Museum, opened in North Brunswick, New Jersey, in 1959. It moved to Murray, Kentucky, in 1986, and opened in its current location in 2002.

The National Scouting Museum houses nearly 500,000 Scouting artifacts—from tiny lapel pins to a red convertible Geo Storm MTV pace car that was built by a Michigan Explorer post. Among its most significant holdings are papers from Scouting founders Robert Baden-Powell, James E. West, and Ernest Thompson Seton and the first Eagle Scout badge ever awarded.

Perhaps its most popular items are dozens of oil paintings by Norman Rockwell and Joseph Csatari.

There's more to the museum than static exhibits, however. Visitors can meet an animatronic version of Lord Baden-Powell; race pinewood derby cars; see typical campsites from the early 1900s; the 1950s, and today; and participate in a simulated mountain rescue adventure.



**At the National Scouting Museum in Irving, Texas, visitors can see exhibits like this model of Norman Rockwell with paintbrush in hand.**

The National Scouting Museum houses the world's largest collection of Rockwell's Scouting paintings.

To learn more about the National Scouting Museum, call toll-free 800-303-3047 or go to [www.bsamuseum.org](http://www.bsamuseum.org).

## Other Scouting Museums

There's only one National Scouting Museum, but many local councils and other groups have created Scouting museums across the country and around the globe. Some fit into small rooms in council service centers, while others house hundreds of thousands of items.

Your Scout leaders can probably tell you whether there is a museum near you. Or check this Web site: [www.ussscouts.org/scoutmuseums.asp](http://www.ussscouts.org/scoutmuseums.asp).

## Collecting Scouting Memories

Requirements 5 and 8 for the Scouting Heritage merit badge ask you to interview several people who were involved in Scouting in the past. Talking with these people can open a window into Scouting heritage in ways an old Scout handbook or a patch collection never could.



### Preparing for Interviews

For your interviews to be effective, you need to be prepared.

Before you meet with a subject, develop a list of questions that you want to ask. Newspaper reporters learn to ask questions in six categories—who, what, when, where, why, and how—and it's a good idea to cover all of those areas.

Start your list with basic factual questions: What troop were you in? When did you join? Where did it meet? What rank did you achieve? Then, move on to questions like these:

- Why did you join Scouting?
- What is your favorite memory of your time in Scouting?
- What was your best camping trip? Your worst?
- Did you ever go to a jamboree or on a high-adventure trip? Please describe it.
- Did you participate in any major service projects in Scouting? Tell me about them.
- What was the hardest thing you ever did in Scouting?
- Tell me about your Scoutmaster (or other Scout leader).
- What fun traditions did your troop have or places you liked to go every year?
- What lessons did you learn in Scouting that are still important to you?
- How has Scouting changed since you were a Scout?
- What else about Scouting would you like to tell me about?

Based on your knowledge of Scouting history, you will be able to come up with more specific questions. For example, if you are going to interview someone who was a Scout during World War II, ask him if he participated in projects to support the war effort, as described earlier in this pamphlet.

Be sure to write questions that are open-ended and that will encourage your subject to tell stories. Avoid questions (like "Did you enjoy Scouting?") that don't yield any interesting information, and leave you with only a yes, no, or one-word answer.

### Holding a Successful Interview

When you are ready for an interview, make an appointment with the subject and tell him what you want to talk about. If he has mementos to show you, like his Scout handbook, encourage him to bring them along.

If possible, record the interview. That way, you can focus more on the conversation and less on taking notes. Be sure your recording device has fresh batteries, and test it at the beginning of the interview to make sure it's working properly.

Once you begin the interview, allow your subject plenty of time to think about his responses. Sometimes simply being quiet and attentive is the best thing you can do.



### After the Interview

Write down at least one point that you think is important and that you want to remember. Your notes will come in handy when you and your buddy meet with your counselor about requirement 8.

### Say Thank You With a Handwritten Note

Send a handwritten thank-you note in the mail to the Scout you interviewed, thanking him for taking the time to meet with you and for sharing his memories.

This takes more effort than an e-mail, but it shows more respect. Mail your note no more than one week after the interview. Adults and elders will be impressed with your good manners.





## Reliving Scouting History

Perhaps you have visited a museum where interpreters pretended to be famous historical figures like George Washington or Thomas Jefferson. Perhaps you have watched Civil War reenactors relive the battle of Gettysburg or Chickamauga.

Maybe you have completed a backcountry trek at Philimont and encountered staff members portraying homesteaders, mountain men, or Waite Phillips and his family. If so, you have caught a glimpse of the power of living history. When you move from reading about history to reliving it, you begin to truly understand how people lived long ago.

A fun way to relive Scouting history is to plan a Brownsea Island weekend, where you and your fellow Scouts camp, cook, and play games like the first Scouts did 100 years ago. In addition to this merit badge pamphlet, good sources of information are reprints of *Scouting for Boys* and the 1911 *Handbook for Boys*, both of which you can find online at [www.scoutstuff.org](http://www.scoutstuff.org).







Here is a suggested daily schedule for your Brownsea Island weekend—straight out of *Scouting for Boys*:

- 7 A.M. Turn out, air bed, wash, etc.
- 8 A.M. Flag raising, prayers.
- 8:15 A.M. Breakfast.
- 10 A.M. Inspection.
- 10:15 A.M.–noon. Scouting activities.
- 1 P.M. Dinner.
- 1:30–2:30 P.M. Quiet hour.
- 2:30–5 P.M. Wide games.
- 5 P.M. Tea and biscuits.
- 5:30–8 P.M. Recreation and camp games.
- 8 P.M. Cocoa.
- 8:30–9:30 P.M. Campfire.
- 10 P.M. Lights out.

**Why no “supper” in this schedule?** The British working class traditionally had “tea” (meaning their evening meal) at about 5 P.M., after workers’ shifts ended in the factories, mines, and rail yards. People ate early and went to bed early because they had to be up before dawn. They ate “dinner,” the main meal of the day, around 1 P.M., as in the Brownsea Island example.

Old Scouting books suggest some techniques that are no longer acceptable, such as digging trenches around tents to prevent flooding. First aid and lifesaving techniques have also changed significantly in the past hundred years. When in doubt, talk with your Scout leader before trying questionable techniques.



## Camping Equipment

Early Scouts didn’t have the high-tech gear we enjoy today. They made do with surplus military equipment and items found around their homes. Here are some suggestions for your Brownsea Island weekend:

- Borrow canvas wall tents from your local Scout camp or make lean-tos using tarps and cord.
- Instead of using a sleeping bag, make a bedroll out of an old blanket.
- Instead of using an air mattress, make a soft camp bed out of leaves.
- Use large tin cans as cooking pots.
- Leave your mess kit at home and make do with a metal plate, cup, and utensils.



## Cooking

Early Scouts cooked over open fires. While that's not always possible today due to fire restrictions and Leave No Trace principles, you can still cook like early Scouts did. To do so, limit yourself to fresh foods and things you can make from scratch—no ready-to-eat or just-add-water meals. As Baden-Powell said in *Scouting for Boys*, "Every Scout must, of course, know how to cook his own meat and vegetables and to make bread for himself without regular cooking utensils."



Here are some things early Scouts ate on campouts: kabobs, beef stew, potatoes roasted in hot coals, canned salmon on toast, oatmeal, twist bread (strips of bread dough wrapped around a stick and cooked over the fire), bacon, and eggs.

## Games and Activities



Like today's Scouts, Scouts of the past enjoyed a wide variety of games and activities. Some of these tested Scout skills, while others were purely for fun. The highlight of your Brownsea Island weekend could be a series of games like those Baden-Powell taught the first Scouts back in 1907.

### Kim's Game


**Equipment:** 20 or 30 small objects (pencils, patches, photos, coins, etc.), a large sheet, and a pencil and paper for each player

Place the objects on the ground and cover them with the sheet. Have the players gather in a circle. Remove the sheet for 60 seconds to let the players study the assortment of objects. Replace the sheet, and ask the players to write down all the objects they saw. The player who remembers the most objects wins.

**Variation:** Use items that have a distinctive scent, like cinnamon or cedar. Put the items in paper bags and have players smell them and guess what they are.








### Old Spotty-Face

**Equipment:** A large piece of poster board divided into 12 squares, smaller versions of the large board (one per player), six or eight black paper circles about 1/2 inch in diameter, pins or masking tape, and a pencil for each player.

Give the players the small poster boards and pencils and send them a few hundred yards away. Affix the paper circles to the large poster board, one per square, to form a pattern. Hold the board up so the players can see it. Have them walk toward you until they can make out the pattern and reproduce it on their boards. The player who gets the pattern correct at the greatest distance wins.



### Fugitives

**Equipment:** A large, numbered disk of cardboard for each player, safety pins, peanuts, or sunflower seeds

Pin a numbered cardboard disk on each player's back. One player is the fugitive, while the others act as hunters. Give the fugitive 10 minutes to leave the area and hide. He must leave a trail by dropping peanuts or sunflower seeds along the way. The hunters must then track him down. The first hunter to get close enough to see the fugitive's number wins. However, if the fugitive is able to see a hunter's number first, that hunter is out of the game.






### Make a Rag Ball

**Equipment:** Rags, twine or string, and peach baskets or bushel baskets

Cut rags into strips, roll the strips into a ball, and secure tightly with twine or string. Play games such as dodgeball, basketball (using a peach basket tied to a tree as a makeshift hoop), bucketball (like basketball except the ball must stay in the bushel-basket "bucket" to count as a score), or some other familiar game that requires a ball.




A giant ball

### Compass Points

**Equipment:** Eight hiking staffs, arranged on the ground so they radiate from the center and point in the eight major compass directions: north, northeast, east, southeast, south, southwest, west, and northwest

One Scout stands at the end of each staff. Call out two compass headings—southeast and north, for example. The Scouts standing at those headings immediately exchange places, going around the outside of the circle. If a Scout moves without being called—or is called but moves to the wrong place—he loses a point. After losing three points, a player is out of the game.

**Variation:** To make the game harder, use 16 staffs, adding directions like north-northeast or west-southwest, or call out the degrees instead of the names—90 degrees instead of east, for example.



### Tracking

**Equipment:** Props for scenarios, as described below

Mark off a tracking area about 15 yards square in snow, sand, or damp ground. Have one patrol create a scenario by making footprints and other marks. Then, have a second patrol try to figure out what happened. Possible scenarios:

- A Scout walked along with a bucket of water and put it down when he stopped to rest.
- A Scout walked backward.
- A man walked through with a cane and then was joined by another man.
- A Scout carrying a box stopped to rest and sat on it.





# Scouting Heritage Resources

## Scouting Literature

*American Heritage, Collections, Communication, Genealogy, and Journalism* merit badge pamphlets; *Baden-Powell: The Two Lives of a Hero: The Book of Camp-Lore and Woodcraft; Boy Scouts of America: A Centennial History Book; Cub Scouting: The First 75 Years of Doing Our Best; Handbook for Boys* (1911); *Norman Rockwell's Boy Scouts of America*

For more information about or to order Scouting-related resources, see [www.scoutstuff.org](http://www.scoutstuff.org) (with your parent's permission).

## Books

Anderson, H. Allen. *The Chief. Ernest Thompson Seton and the Changing West*. Texas A&M University Press, 1986.  
 Baden-Powell, Robert. *Scouting for Boys* (1908). Dover, 2007.  
 Beard, Daniel Carter. *The Book of Camp-Lore and Woodcraft* (1882). David R. Godine, 2008.  
 Csatari, Joseph. *Norman Rockwell's Boy Scouts of America*. DK Publishing, 2009.

Hillcourt, William. *Baden-Powell: The Two Lives of a Hero* (1965). Guilwellian Press, 1992.  
 Moynihan, Paul. *The Official History of Scouts*. Hamlyn, 2006.  
 Murray, William D. *The History of the Boy Scouts of America* (1935). Kessinger, 2007.  
 Peterchak, Janice A. *Lone Scout: W. D. Boyce and American Boy Scouting*. Legacy Press, 2003.  
 Rowan, Edward L. *To Do My Best: James E. West and the History of the Boy Scouts of America*. PublishingWorks, 2005.  
 Seton, Ernest Thompson. *Woodcraft and Indian Lore* (1912). Skyhorse, 2007.  
 Wallis, Michael. *Beyond the Hills: The Journey of Waite Phillips*. Oklahoma Heritage Association, 1995.  
 West, James E., and others. *Handbook for Boys* (1911). Dover, 2005.  
 Wilks, Chuck. *Boy Scouts of America: A Centennial History*. DK Publishing, 2009.  
 Zimmer, Stephen, and Larry Walker. *A Brief History of the Philmont Scout Ranch*. Sunstone, 2000.

## Organizations and Web Sites

**International Scouting Collectors Association**  
 Web site: <http://www.scouttrader.org>  
**National Scouting Museum**  
 1329 West Walnut Hill Lane  
 Irving, TX 75038  
 Toll-free telephone: 800-303-3047  
 Web site: <http://www.bsamuseum.org>  
**The Pine Tree Web**  
 Web site: <http://www.pinetreeweb.com>

## Periodicals

**Scouting Magazine**  
 Web site: <http://www.scoutingmagazine.org>

## Boys' Life Magazine

Web site: <http://www.boyslife.org>

## Acknowledgments

The Boy Scouts of America is grateful to Eagle Scout and longtime Scouter Steve Bowen, D.V.M., El Centro, California, for his role in bringing the Scouting Heritage merit badge and pamphlet to fruition.

## Photo and Illustration Credits


Dan Bryant—page 44 (bottom)  
 Tom Copeland—page 52  
 Daniel Giles—pages 65–67 (all), 67 (all), 68 (except bottom left), and 69 (top two)  
 Roy Jansen—pages 38 (bottom) and 41 (bottom)  
 Jupiterimages.com—page 59 (bottom)

Library of Congress Prints and Photographs Division, courtesy—page 7

Library of Congress Prints and Photographs Division, George Grantham Bain collection, courtesy—page 10


Brian Payne—pages 39 (bottom), 48 (bottom), 68 (bottom left), and 69 (bottom two)

Randy Piland—pages 37 (top) and 64  
 Wikipedia.org, courtesy—pages 6 (all), 8 (bottom), 9 (bottom), 10 (bottom), 14 (top, bottom), and 47  
 Wikipedia.org/Lord Harris, courtesy—page 9 (top)



This statue, called *Trail to Manhood* by sculptor Peter M. Fillerup, stands outside the National Scouting Museum in Irving, Texas.





As part of their citizenship training, Scouts have long encouraged others to vote even though they were too young to vote themselves. This Scout bugler in Chicago helps promote the 1928 general election.

With bugles in hand, these Cub Scouts participated in a 1939 Memorial Day commemoration.

## MERIT BADGE LIBRARY

Though intended as an aid to Boy Scouts, Varsity Scouts, and qualified Venturers in meeting merit badge requirements, these pamphlets are of general interest and are made available by many schools and public libraries. The latest revision date of each pamphlet might not correspond with the copyright date shown below, because this list is corrected only once a year, in January. Any number of merit badge pamphlets may be revised throughout the year; others are simply reprinted until a revision becomes necessary.

If a Scout has already started working on a merit badge when a new edition for that pamphlet is introduced, he may continue to use the same merit badge pamphlet to earn the badge and fulfill the requirements therein. In other words, the Scout need not start all over again with the new pamphlet and possibly revised requirements.

Merit Badge Pamphlet	Year	Merit Badge Pamphlet	Year	Merit Badge Pamphlet	Year
American Business	2002	Engineering	2008	Photography	2005
American Cultures	2005	Entrepreneurship	2006	Pioneering	2006
American Heritage	2005	Environmental Science	2006	Plant Science	2005
American Labor	2006	Family Life	2005	Plumbing	2004
Animal Science	2006	Farm Mechanics	2008	Pottery	2008
Archaeology	2006	Fingerprinting	2003	Public Health	2005
Archery	2004	Fire Safety	2004	Public Speaking	2002
Architecture	2008	First Aid	2007	Pulp and Paper	2006
Art	2006	Fish and Wildlife	2007	Radio	2008
Astronomy	2004	Management	2004	Railroading	2003
Athletics	2008	Fishing	2009	Reading	2003
Automotive Maintenance	2006	Fly-Fishing	2009	Reptile and Amphibian Study	2005
Aviation	2006	Forestry	2005	Rifle Shooting	2001
Backpacking	2007	Gardening	2002	Rowing	2006
Basketry	2003	Genealogy	2005	Safety	2006
Bird Study	2005	Geology	2005	Salesmanship	2003
Bugling (see Music)	2005	Golf	2002	Scholarship	2004
Camping	2005	Graphic Arts	2006	Scuba Diving	2009
Canoing	2004	Hiking	2007	Sculpture	2007
Chemistry	2004	Home Repairs	2009	Shotgun Shooting	2009
Cinematography	2008	Horsemanship	2003	Skating	2005
Citizenship in the Community	2005	Indian Lore	2008	Small-Boat Sailing	2004
Citizenship in the Nation	2005	Insect Study	2006	Snow Sports	2007
Citizenship in the World	2005	Journalism	2006	Soil and Water Conservation	2004
Climbing	2006	Landscaping Architecture	2003	Space Exploration	2004
Coin Collecting	2008	Leatherwork	2002	Sports	2006
Collections	2009	Lifework	2008	Stamp Collecting	2007
Communication	2009	Mammal Study	2003	Surviving	2004
Composite Materials	2006	Medicine	2009	Swimming	2008
Computers	2009	Metalwork	2007	Textile	2003
Cooking	2007	Model Design and Building	2003	Theater	2005
Cycling	2005	Motorboating	2008	Traffic Safety	2006
Crime Prevention	2003	Music and Bugling	2003	Truck Transportation	2005
Dentistry	2006	Nature	2004	Veterinary Medicine	2005
Disabilities Awareness	2005	Nuclear Science	2009	Water Sports	2007
Dog Care	2003	Oceanography	2009	Weather	2006
Drafting	2008	Orienteering	2003	Whitewater	2005
Electricity	2004	Painting	2008	Wilderness Survival	2007
Electronics	2004	Personal Fitness	2006	Wood Carving	2006
Electronics Preparedness	2008	Personal Management	2003	Woodwork	2003
Energy	2005	Pets	2003		

## BOY SCOUTS OF AMERICA • SUPPLY GROUP

NATIONAL DISTRIBUTION CENTER  
2109 Westinghouse Boulevard  
P.O. Box 7143  
Charlotte, NC 28241-7143

DIRECT MAIL CENTER  
P.O. Box 909  
Pineville, NC 28134-0909

For fast credit card orders —  
VISA, MasterCard, American Express —  
call BSA operators toll-free  
1-800-323-0732

[www.scoutstuff.org](http://www.scoutstuff.org)